


CLASSIC BRASS

JAMESTOWN, NEW YORK

INTERIOR LEVER SETS

APRÈS COLLECTION



INTERIOR LEVER SETS

2" ROSE SETS

- 17202 Lever Set - PASSAGE
- 17203 Lever Set - PRIVACY
- 17204 Lever Set - SECTIONAL PRIVACY
- 17205 Lever Set - FULL DUMMY
- 17206 Lever Set - HALF DUMMY

- 17207 Lever Mortise Set - PASSAGE
- 17208 Lever Mortise Set - PRIVACY

2-9/16" ROSE SETS

- 17212 Lever Set - PASSAGE
- 17213 Lever Set - PRIVACY
- 17214 Lever Set - SECTIONAL PRIVACY
- 17215 Lever Set - FULL DUMMY
- 17216 Lever Set - HALF DUMMY

- 17174 Lever Only 4-1/4"
- 17178 Round Rose Only 2"
- 17179 Round Rose Only 2-9/16"

MATERIALS

Solid Brass

SPINDLES

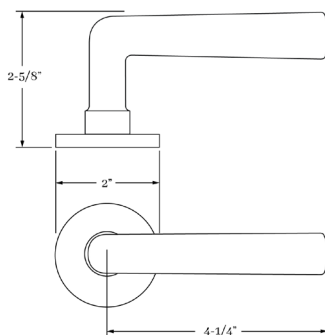
8mm SQ (standard)

HOW TO ORDER

1. Specify application.
2. Specify if pre-drilled adapters are required (part #9749).
3. Specify finish. If split finish is required, please indicate exterior/interior.
4. Specify door thickness. Standard thickness is 1-3/8".
5. Specify backset.
 - standard is 2-3/8" for tubular.
 - standard is 2-1/2" for mortise.
6. Specify hand of door - RH/LH for mortise applications.

REMEMBER

1. Specify pre-drilled adapter (#9749) for 2-1/8" pre-drilled doors, which requires the large rose.
2. Specify interior mortise lock for quality installations.
3. All knobs and levers are interchangeable.
4. FULL LIP strikes are standard. Specify SUB "T" strike, if required.
5. A door thickness greater than 1-3/4" will require a #9900 thick door kit for mortise application.
6. SLAB edge is standard. Specify COIN or CROSS HATCH edge detail if required.
7. Combination strike and faceplate available for sectional tubular privacy function.



APRÈS | DOOR

SET COMPONENTS

Lever Set - PASSAGE includes two rosettes (passage), two levers, passage latch L x L (2-3/8" backset), full lip strike, latch faceplate, 4" straight spindle (8mm), two rosette mount plates, two rosette mount plate hubs, dust box and mounting hardware. NOTE: if required, order pre-drilled adapter (part #9749) separately.

Lever Set - PRIVACY includes two rosettes (privacy), two levers, privacy latch L x L (2-3/8" backset), full lip strike, latch faceplate, 4" swivel spindle (8mm), two rosette mount plates, two rosette mount plate hubs, privacy pin, dust box and mounting hardware. NOTE: if required, order pre-drilled adapter (part #9749) separately.

Lever Set - FULL DUMMY includes two rosettes, two levers, 4" straight spindle (8mm), two dummy rosette mount plates, two rosette mount plate hubs and mounting hardware.

Lever Set - HALF DUMMY includes rosette, lever, dummy mount spindle, rosette mount plate hub and mounting hardware.

Lever Mortise Set - PASSAGE includes two rosettes, two levers, 4" straight spindle (8mm), Accurate 9825 L x L interior mortise lock (2-1/2" backset), strike, faceplate, dust box and mounting hardware.


Lever Mortise Set - PRIVACY includes two rosettes, two levers, turnpiece and backplate, emergency egress trim, 4" straight spindle (8mm), Accurate 9839 L x L interior mortise lock (2-1/2" backset), strike, faceplate, dust box and mounting hardware.

CLASSIC BRASS

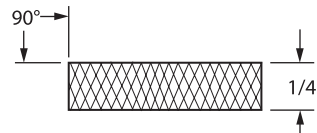

JAMESTOWN, NEW YORK

SQUARE ESCUTCHEON
EDGE OPTIONS

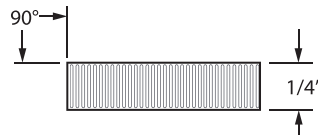

SLAB EDGE
Standard



SLAB CROSS HATCH EDGE



SLAB COIN EDGE



HOW TO ORDER

- Specify EDGE DETAIL — SLAB edge option is standard. If alternate EDGE DETAIL is required — make sure to specify as SUB (example — SUB COIN).
- If necessary, calculate the appropriate upcharge **per lineal inch** for COIN or CROSS HATCH (see retail price list).

REMEMBER


- Custom escutcheon sizes are available.
- Standard escutcheon thickness is 1/4" — alternate thickness available upon request.
- Contact us to discuss custom edge details or profiles.

CLASSIC BRASS

JAMESTOWN, NEW YORK

SIGNATURE FINISHES

SOLID BRASS FINISHES



LEVEL 1

- Antique Brass (AB)
- Antique Burnished Brass (ABB)
- Burnished Brass (BB)
- Oil Rubbed Bronze (BZ)
- Kensington (KN)
- Polished Antique (PA)
- Polished Antique — No Lacquer (PANL)
- Polished Brass (PB)
- Polished Brass — No Lacquer (PBNL)
- Revere Brass (RB)
- Revere Tarnished (RT)
- Satin Brass (SB)
- Satin Brass — No Lacquer (SBNL)
- Tarnished (TN)
- Weathered Brass (WB)
- Weathered Bronze (WZ)

LEVEL 2

- Antique Burnished Nickel (ABN)
- Antique Nickel (AN)
- Burnished Nickel (BN)
- Matte Black (MB)
- Polished Chrome (PC)
- Polished Nickel (PN)
- Revere Nickel (RN)
- Satin Nickel (SN)
- Weathered Antique Nickel (WA)
- Weathered Copper (WC)
- Weathered Nickel (WN)

LEVEL 3

- Antique Polished Silver (APS)
- Polished Silver (PS)
- Satin Silver (SS)

PRICE ON REQUEST

- Polished Gold (PG)
- Satin Gold (SG)

Custom finishes available on request.