

# CLASSIC BRASS

JAMESTOWN, NEW YORK

## **PUSH PLATES**

---

CHAUTAUQUA COLLECTION



# PUSH PLATES

## APPLICATIONS

- 14801 Push Plate 1-1/2" x 10"
- 14802 Push Plate 2" x 11"
- 14803 Push Plate 2-1/2" x 12"
- 14804 Push Plate 2-1/2" x 20"

## MATERIALS

Solid Brass

## HOW TO ORDER

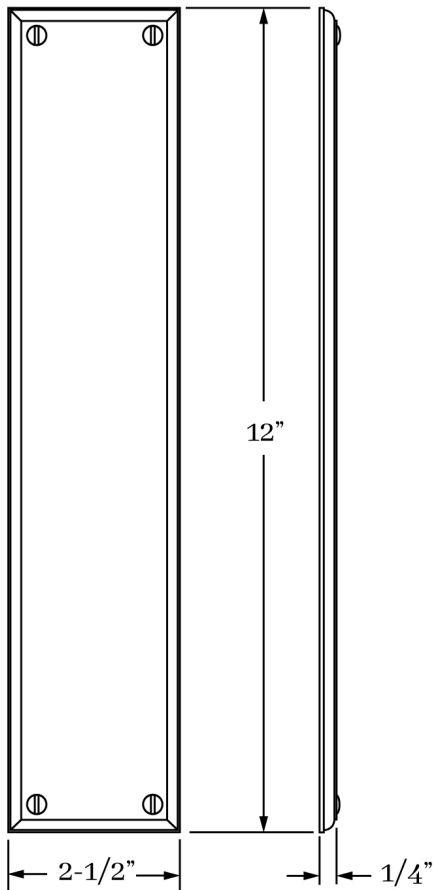
1. Specify application.
2. Specify finish.
3. Specify door thickness. Standard is 1-3/4".

## REMEMBER

1. Back-to-back applications available for pulls and pull plates. Specify #9958 for BTB and #9959 for Single Sided mounting.
2. Custom escutcheon sizes and drilling available.
3. CHAUTAUQUA SQUARE edge profile is standard. Additional edge details available.



CHAUTAUQUA | DOOR

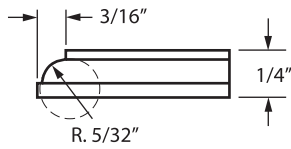



## SET COMPONENTS

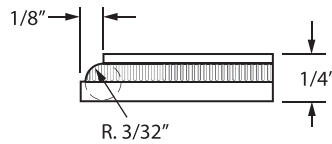

Push Plate Only includes one push plate ONLY and mounting hardware.

SQUARE ESCUTCHEON  
EDGE OPTIONS

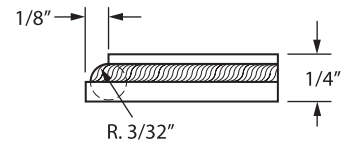

**CHAUTAQUA EDGE**  
Standard



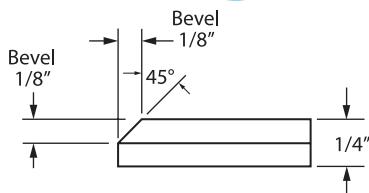

**COIN EDGE**




**ROPE EDGE**



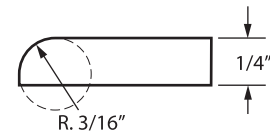
**BEVEL EDGE**



**SLAB EDGE**



**ROLLED EDGE**



**HOW TO ORDER**

- Select correct series of profile required (i.e. EYEBROW or SQUARE).
- Specify EDGE DETAIL – CHAUTAUQUA edge option is standard. If alternate EDGE DETAIL is required – make sure to specify as SUB (example – SUB ROPE).
- If necessary, calculate the appropriate upcharge per lineal inch for COIN or ROPE (see retail price list).

**REMEMBER**

- Custom escutcheon sizes are available.
- Standard escutcheon thickness is 1/4" – alternate thickness available upon request.
- Contact us to discuss custom edge details or profiles.

# CLASSIC BRASS

JAMESTOWN, NEW YORK

## SIGNATURE FINISHES

### SOLID BRASS FINISHES



### LEVEL 1

- Antique Brass (AB)
- Antique Burnished Brass (ABB)
- Burnished Brass (BB)
- Oil Rubbed Bronze (BZ)
- Kensington (KN)
- Polished Antique (PA)
- Polished Antique — No Lacquer (PANL)
- Polished Brass (PB)
- Polished Brass — No Lacquer (PBNL)
- Revere Brass (RB)
- Revere Tarnished (RT)
- Satin Brass (SB)
- Satin Brass — No Lacquer (SBNL)
- Tarnished (TN)
- Weathered Brass (WB)
- Weathered Bronze (WZ)

### LEVEL 2

- Antique Burnished Nickel (ABN)
- Antique Nickel (AN)
- Burnished Nickel (BN)
- Matte Black (MB)
- Polished Chrome (PC)
- Polished Nickel (PN)
- Revere Nickel (RN)
- Satin Nickel (SN)
- Weathered Antique Nickel (WA)
- Weathered Copper (WC)
- Weathered Nickel (WN)

### LEVEL 3

- Antique Polished Silver (APS)
- Polished Silver (PS)
- Satin Silver (SS)

### PRICE ON REQUEST

- Polished Gold (PG)
- Satin Gold (SG)

Custom finishes available on request.