

CLASSIC BRASS

JAMESTOWN, NEW YORK

PUSH PLATES

HUTTER COLLECTION



PUSH PLATES

APPLICATIONS

- 7881 Push Plate 2" x 11"
- 7882 Push Plate 2-1/2" x 12"
- 7883 Push Plate 3" x 20"

MATERIALS


Solid Brass

HOW TO ORDER

1. Specify application.
2. Specify finish.
3. Specify door thickness. Standard is 1-3/4".

REMEMBER

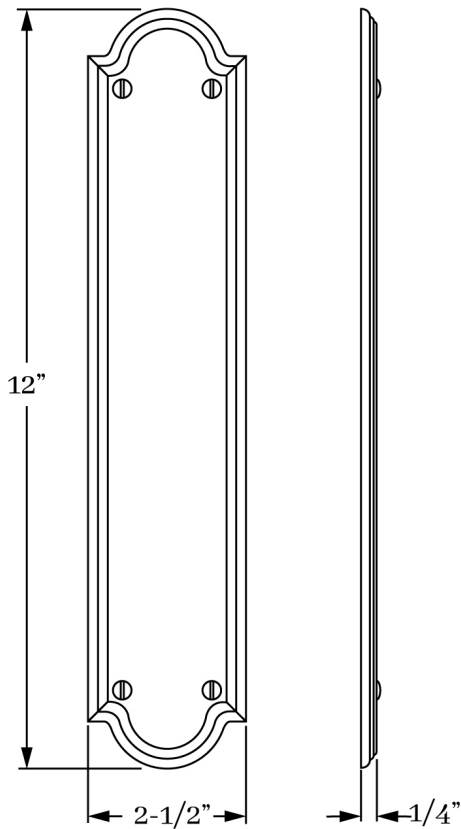
1. Back-to-back applications available for pulls and pull plates. Specify #9958 for BTB and #9959 for Single Sided mounting.
2. Custom escutcheon sizes and drilling available.
3. HUTTER ARCH edge profile is standard. SQUARE CORNER and OFFSET edge options available.



HUTTER | DOOR

SET COMPONENTS

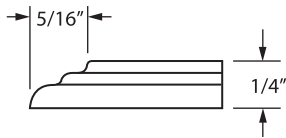

Push Plate Only includes one push plate ONLY and mounting hardware.



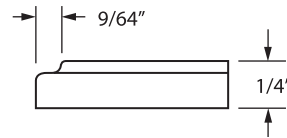

CLASSIC BRASS
JAMESTOWN, NEW YORK

ARCH ESCUTCHEON
EDGE OPTIONS

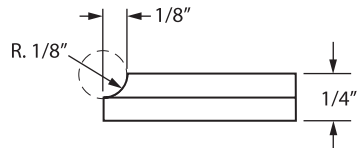

HUTTER ARCH EDGE
Standard



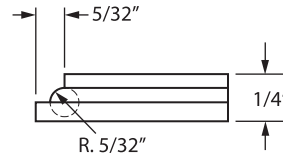

OFFSET ARCH EDGE



LAKEWOOD ARCH EDGE



JAMESTOWN ARCH EDGE



HOW TO ORDER

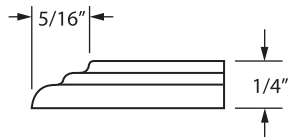

- Specify EDGE DETAIL – Hutter ARCH edge option is standard. If alternate EDGE DETAIL is required – make sure to specify as SUB (example – SUB OFFSET ARCH).

REMEMBER

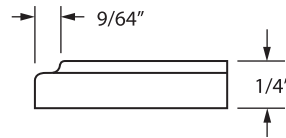

- Custom escutcheon sizes are available.
- Standard escutcheon thickness is 1/4" – alternate thickness available upon request.
- Contact us to discuss custom edge details or profiles.

SQUARE ESCUTCHEON
EDGE OPTIONS

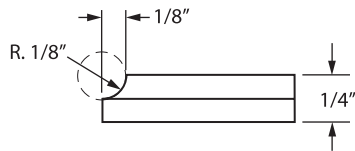

HUTTER SQUARE EDGE



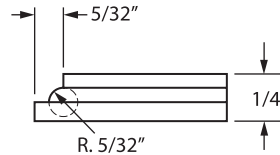

OFFSET SQUARE EDGE



LAKEWOOD SQUARE EDGE



JAMESTOWN SQUARE EDGE



HOW TO ORDER

- Hutter ARCH profile is standard. If SQUARE profile required, please specify as SUB (example – SUB SQUARE).
- Specify EDGE DETAIL – Hutter ARCH edge option is standard. If alternate EDGE DETAIL is required – make sure to specify as SUB (example – SUB OFFSET ARCH).

REMEMBER


- Custom escutcheon sizes are available.
- Standard escutcheon thickness is 1/4" – alternate thickness available upon request.
- Contact us to discuss custom edge details or profiles.

CLASSIC BRASS

JAMESTOWN, NEW YORK

SIGNATURE FINISHES

SOLID BRASS FINISHES



LEVEL 1

- Antique Brass (AB)
- Antique Burnished Brass (ABB)
- Burnished Brass (BB)
- Oil Rubbed Bronze (BZ)
- Kensington (KN)
- Polished Antique (PA)
- Polished Antique — No Lacquer (PANL)
- Polished Brass (PB)
- Polished Brass — No Lacquer (PBNL)
- Revere Brass (RB)
- Revere Tarnished (RT)
- Satin Brass (SB)
- Satin Brass — No Lacquer (SBNL)
- Tarnished (TN)
- Weathered Brass (WB)
- Weathered Bronze (WZ)

LEVEL 2

- Antique Burnished Nickel (ABN)
- Antique Nickel (AN)
- Burnished Nickel (BN)
- Matte Black (MB)
- Polished Chrome (PC)
- Polished Nickel (PN)
- Revere Nickel (RN)
- Satin Nickel (SN)
- Weathered Antique Nickel (WA)
- Weathered Copper (WC)
- Weathered Nickel (WN)

LEVEL 3

- Antique Polished Silver (APS)
- Polished Silver (PS)
- Satin Silver (SS)

PRICE ON REQUEST

- Polished Gold (PG)
- Satin Gold (SG)

Custom finishes available on request.