

# CLASSIC BRASS

JAMESTOWN, NEW YORK

## M/P SETS - AMERICAN

---

FIFTH AVENUE COLLECTION



# M/P SETS - AMERICAN

## 2" X 12" MULTI POINT SETS

- 7664 Lever Amer M/P Set - ENTRANCE
- 7665 Lever Amer M/P Set - FULL DUMMY
- 7666 Lever Amer M/P Set - ACTIVE DUMMY
- 7667 Lever Amer M/P Set - PATIO

Above sets include 7773 Lever

## 2-1/2" X 14" MULTI POINT SETS

- 7670 Lever Amer M/P Set - ENTRANCE
- 7671 Lever Amer M/P Set - FULL DUMMY
- 7672 Lever Amer M/P Set - ACTIVE DUMMY
- 7673 Lever Amer M/P Set - PATIO

Above sets include 7773 Lever

## MATERIALS

Solid Brass

## SPINDLES

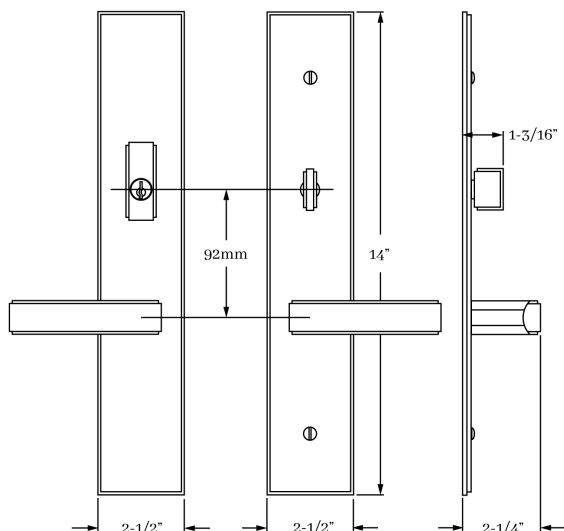
8mm SQ (standard)

## HOW TO ORDER

1. Specify application.
2. See our M/P Check Sheet (Form 500) for additional information.
3. Specify finish. If split finish is required, please indicate exterior/interior.
4. Specify door thickness. Standard thickness is 1-3/4".
5. Specify hand of door - RH/LH.
6. Specify fixed or active exterior lever when ordering active dummy set.

## REMEMBER

1. Complete our M/P Check Sheet (Form 500).
2. Standard M/P American cylinder applications: LEVER LOW - 92mm spacing.
3. Specify LEVER HIGH or custom c-c spacing if required.
4. All levers are interchangeable.
5. American cylinder included with Entrance function only.
6. Strike not included.
7. Custom escutcheon sizes drilling available.
8. ONE STEP edge profile is standard. Specify TWO STEP, BEVEL, or SLAB edge profile if required.



FIFTH AVENUE | DOOR

## SET COMPONENTS

**Lever Amer M/P Set - ENTRANCE** includes two escutcheons, two levers, 4" straight spindle (8mm), American profile cylinder and mounting hardware. NOTE: our standard spacing between lever hub and the profile cylinder is 92mm.

**Lever Amer M/P Set - FULL DUMMY** includes two escutcheons, two levers, 4" straight spindle (8mm), two dummy mount plates and mounting hardware.

**Lever Amer M/P Set - ACTIVE DUMMY** includes two escutcheons, two levers, 4" swivel spindle (8mm), dummy mount plates for exterior and mounting hardware.

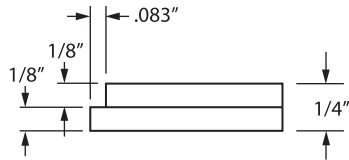

**Lever Amer M/P Set - PATIO** includes exterior escutcheon, interior escutcheon (for American profile application turnpiece w/ tailpiece attached to escutcheon), two levers, 4" straight spindle (8mm) and mounting hardware. NOTE: our standard spacing between lever hub and the turnpiece is 92mm.

CLASSIC BRASS

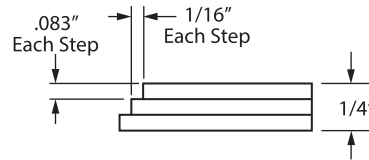

JAMESTOWN, NEW YORK

SQUARE ESCUTCHEON  
EDGE OPTIONS

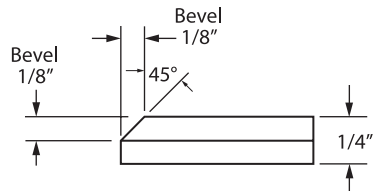

ONE STEP EDGE  
Standard



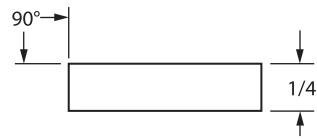
TWO STEP EDGE



BEVEL EDGE



SLAB EDGE



HOW TO ORDER

- Specify EDGE DETAIL — ONE STEP edge option is standard. If alternate EDGE DETAIL is required — make sure to specify as SUB (example — SUB BEVEL).

REMEMBER

- Custom escutcheon sizes are available.
- Standard escutcheon thickness is 1/4" — alternate thickness available upon request.
- Contact us to discuss custom edge details or profiles.

# CLASSIC BRASS

JAMESTOWN, NEW YORK

## SIGNATURE FINISHES

### SOLID BRASS FINISHES



ANTIQUE BRASS  
(AB)



ANTIQUE BURNISHED  
BRASS (ABB)



ANTIQUE BURNISHED  
NICKEL (ABN)



ANTIQUE NICKEL  
(AN)



ANTIQUE POLISHED  
SILVER (APS)



BURNISHED BRASS  
(BB)



BURNISHED NICKEL  
(BN)



OIL RUBBED  
BRONZE (BZ)



KENSINGTON  
(KN)



MATTE BLACK  
(MB)



POLISHED ANTIQUE  
(PA)



POLISHED ANTIQUE  
NO LACQUER (PANL)



POLISHED BRASS  
(PB)



POLISHED BRASS  
NO LACQUER (PBNL)



POLISHED CHROME  
(PC)



POLISHED GOLD  
(PG)



POLISHED NICKEL  
(PN)



POLISHED SILVER  
(PS)



REVERE BRASS  
(RB)



REVERE NICKEL  
(RN)



REVERE TARNISHED  
(RT)



SATIN BRASS  
(SB)



SATIN BRASS  
NO LACQUER (SBNL)



SATIN GOLD  
(SG)



SATIN NICKEL  
(SN)



SATIN SILVER  
(SS)



SATIN TARNISHED  
(STN)



TARNISHED  
(TN)



WEATHERED ANTIQUE  
NICKEL (WA)



WEATHERED BRASS  
(WB)



WEATHERED BRONZE  
(WZ)



WEATHERED COPPER  
(WC)



WEATHERED NICKEL  
(WN)

### LEVEL 1

Antique Brass (AB)  
Antique Burnished Brass (ABB)  
Burnished Brass (BB)  
Oil Rubbed Bronze (BZ)  
Kensington (KN)  
Polished Antique (PA)  
Polished Antique — No Lacquer (PANL)  
Polished Brass (PB)  
Polished Brass — No Lacquer (PBNL)  
Revere Brass (RB)  
Revere Tarnished (RT)  
Satin Brass (SB)  
Satin Brass — No Lacquer (SBNL)  
Tarnished (TN)  
Weathered Brass (WB)  
Weathered Bronze (WZ)

### LEVEL 2

Antique Burnished Nickel (ABN)  
Antique Nickel (AN)  
Burnished Nickel (BN)  
Matte Black (MB)  
Polished Chrome (PC)  
Polished Nickel (PN)  
Revere Nickel (RN)  
Satin Nickel (SN)  
Weathered Antique Nickel (WA)  
Weathered Copper (WC)  
Weathered Nickel (WN)

### LEVEL 3

Antique Polished Silver (APS)  
Polished Silver (PS)  
Satin Silver (SS)

### PRICE ON REQUEST

Polished Gold (PG)  
Satin Gold (SG)

Custom finishes available on request.