


# CLASSIC BRASS

JAMESTOWN, NEW YORK

## INTERIOR LEVER SETS

---

CHAUTAUQUA COLLECTION



# INTERIOR LEVER SETS

## 2" ROSE SETS

- 16201 Lever Set - PASSAGE
- 16202 Lever Set - PRIVACY
- 16203 Lever Set - SECTIONAL PRIVACY
- 16204 Lever Set - FULL DUMMY
- 16205 Lever Set - HALF DUMMY

- 16208 Lever Mortise Set - PASSAGE
- 16209 Lever Mortise Set - PRIVACY

## 2-9/16" ROSE SETS

- 16211 Lever Set - PASSAGE
- 16212 Lever Set - PRIVACY
- 16213 Lever Set - SECTIONAL PRIVACY
- 16214 Lever Set - FULL DUMMY
- 16215 Lever Set - HALF DUMMY

- 16200 Lever Only 4-1/2"
- 14085 Rose Only 2"
- 14095 Rose Only 2-9/16"

## MATERIALS

Solid Brass

## SPINDLES

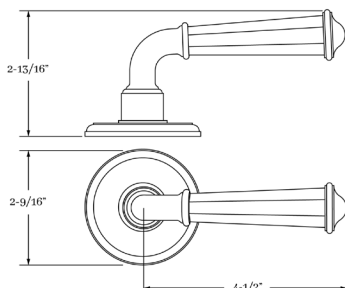
8mm SQ (standard)

## HOW TO ORDER

1. Specify application.
2. Specify if pre-drilled adapters are required (part #9749).
3. Specify finish. If split finish is required, please indicate exterior/interior.
4. Specify door thickness. Standard thickness is 1-3/8".
5. Specify backset.
  - standard is 2-3/8" for tubular.
  - standard is 2-1/2" for mortise.
6. Specify hand of door - RH/LH for mortise applications.

## REMEMBER

1. Specify pre-drilled adapter (#9749) for 2-1/8" pre-drilled doors, which requires the large rose.
2. Specify interior mortise lock for quality installations.
3. All knobs and levers are interchangeable.
4. FULL LIP strikes are standard. Specify SUB "T" strike, if required.
5. Standard backset is 2-3/8" for tubular. If required, specify 2-3/4". Standard backset is 2-1/2" for mortise. If required, specify 2-3/4".
6. A door thickness greater than 1-3/4" will require a #9900 thick door kit for mortise application.
7. Combination strike and faceplate available for sectional tubular privacy function.



## SET COMPONENTS

**Lever Set - PASSAGE** includes two rosettes (passage), two levers, passage latch L x L (2-3/8" backset), full lip strike, latch faceplate, 4" straight spindle (8mm), two rosette mount plates, two rosette mount plate hubs, dust box and mounting hardware. NOTE: if required, order pre-drilled adapter (part #9749) separately.

**Lever Set - PRIVACY** includes two rosettes (privacy), two levers, privacy latch L x L (2-3/8" backset), full lip strike, latch faceplate, 4" swivel spindle (8mm), two rosette mount plates, two rosette mount plate hubs, privacy pin, dust box and mounting hardware. NOTE: if required, order pre-drilled adapter (part #9749) separately.

**Lever Set - FULL DUMMY** includes two rosettes, two levers, 4" straight spindle (8mm), two dummy rosette mount plates, two rosette mount plate hubs and mounting hardware.

**Lever Set - HALF DUMMY** includes rosette, lever, dummy mount spindle, rosette mount plate hub and mounting hardware.

**Lever Mortise Set - PASSAGE** includes two rosettes, two levers, 4" straight spindle (8mm), Accurate 9825 L x L interior mortise lock (2-1/2" backset), strike, faceplate, dust box and mounting hardware.


**Lever Mortise Set - PRIVACY** includes two rosettes, two levers, turnpiece and backplate, emergency egress trim, 4" straight spindle (8mm), Accurate 9839 L x L interior mortise lock (2-1/2" backset), strike, faceplate, dust box and mounting hardware.

# CLASSIC BRASS

JAMESTOWN, NEW YORK

## SIGNATURE FINISHES

### SOLID BRASS FINISHES



### LEVEL 1

- Antique Brass (AB)
- Antique Burnished Brass (ABB)
- Burnished Brass (BB)
- Oil Rubbed Bronze (BZ)
- Kensington (KN)
- Polished Antique (PA)
- Polished Antique — No Lacquer (PANL)
- Polished Brass (PB)
- Polished Brass — No Lacquer (PBNL)
- Revere Brass (RB)
- Revere Tarnished (RT)
- Satin Brass (SB)
- Satin Brass — No Lacquer (SBNL)
- Tarnished (TN)
- Weathered Brass (WB)
- Weathered Bronze (WZ)

### LEVEL 2

- Antique Burnished Nickel (ABN)
- Antique Nickel (AN)
- Burnished Nickel (BN)
- Matte Black (MB)
- Polished Chrome (PC)
- Polished Nickel (PN)
- Revere Nickel (RN)
- Satin Nickel (SN)
- Weathered Antique Nickel (WA)
- Weathered Copper (WC)
- Weathered Nickel (WN)

### LEVEL 3

- Antique Polished Silver (APS)
- Polished Silver (PS)
- Satin Silver (SS)

### PRICE ON REQUEST

- Polished Gold (PG)
- Satin Gold (SG)

Custom finishes available on request.