

CLASSIC BRASS

JAMESTOWN, NEW YORK

PUSH PLATE
FIFTH AVENUE



PUSH PLATE

APPLICATIONS

- 7681 Push Plate 2" X 12"
- 7682 Push Plate 2-1/2" X 14"
- 7683 Push Plate 3" X 21"

MATERIALS

Solid Brass

ORDER INSTRUCTIONS

- 1 Specify application.
- 2 Specify finish.
- 3 Specify door thickness. Standard thickness is 1-3/8".

REMEMBER

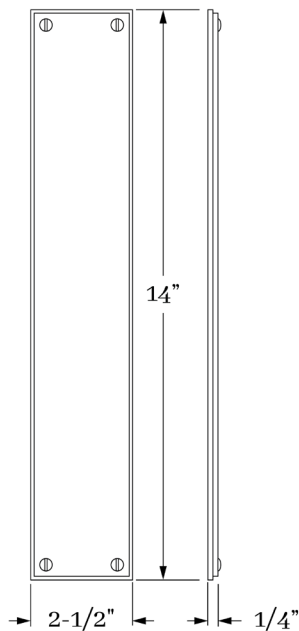
- 1 Back-to-back applications for pulls and pull plates.
Specify part #9958 for upcharge.
- 2 Custom drilling available.
- 3 Custom sizes, square corner and offset edge options available.



FIFTH AVENUE | DOOR

SET COMPONENTS

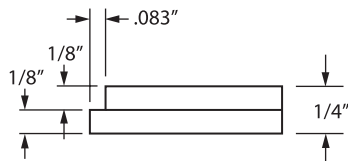

PUSH PLATE ONLY includes one push plate **ONLY** and mounting hardware.



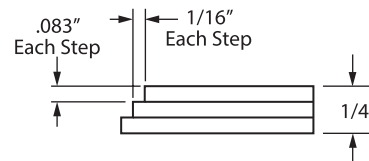

CLASSIC BRASS
JAMESTOWN, NEW YORK

SQUARE ESCUTCHEON
EDGE OPTIONS

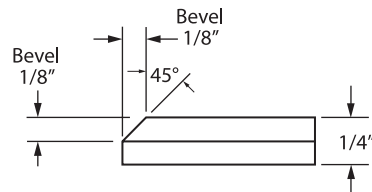

ONE STEP EDGE
Standard




TWO STEP EDGE



BEVEL EDGE



SLAB EDGE



HOW TO ORDER

- Specify EDGE DETAIL — One Step edge option is standard. If alternate EDGE DETAIL is required — make sure to specify as SUB (example — SUB Bevel).

REMEMBER

- Custom escutcheon sizes are available.
- Standard escutcheon thickness is 1/4" — alternate thickness available upon request.
- Contact us to discuss custom edge details or profile.

CLASSIC BRASS

JAMESTOWN, NEW YORK

SIGNATURE FINISHES

SOLID BRASS FINISHES



ANTIQUE BRASS
(AB)



ANTIQUE BURNISHED
BRASS (ABB)




ANTIQUE BURNISHED
NICKEL (ABN)



ANTIQUE NICKEL
(AN)



ANTIQUE POLISHED
SILVER (APS)



BURNISHED BRASS
(BB)



BURNISHED NICKEL
(BN)



OIL RUBBED
BRONZE (BZ)



KENSINGTON
(KN)



MATTE BLACK
(MB)



POLISHED ANTIQUE
(PA)



POLISHED ANTIQUE
NO LACQUER (PANL)



POLISHED BRASS
(PB)



POLISHED BRASS
NO LACQUER (PBNL)



POLISHED CHROME
(PC)



POLISHED GOLD
(PG)



POLISHED NICKEL
(PN)



POLISHED SILVER
(PS)



REVERE BRASS
(RB)



REVERE NICKEL
(RN)




REVERE TARNISHED
(RT)



SATIN BRASS
(SB)



SATIN BRASS
NO LACQUER (SBNL)



SATIN GOLD
(SG)



SATIN NICKEL
(SN)



SATIN SILVER
(SS)



SATIN TARNISHED
(STN)



TARNISHED
(TN)



WEATHERED ANTIQUE
NICKEL (WA)



WEATHERED BRASS
(WB)



WEATHERED BRONZE
(WZ)



WEATHERED COPPER
(WC)



WEATHERED NICKEL
(WN)

LEVEL 1

Antique Brass (AB)
Antique Burnished Brass (ABB)
Burnished Brass (BB)
Oil Rubbed Bronze (BZ)
Kensington (KN)
Polished Antique (PA)
Polished Antique – No Lacquer (PANL)
Polished Brass (PB)
Polished Brass – No Lacquer (PBNL)
Revere Brass (RB)
Revere Tarnished (RT)
Satin Brass (SB)
Satin Brass – No Lacquer (SBNL)
Satin Tarnished (STN)
Tarnished (TN)
Weathered Brass (WB)
Weathered Bronze (WZ)

LEVEL 2

Antique Burnished Nickel (ABN)
Antique Nickel (AN)
Burnished Nickel (BN)
Matte Black (MB)
Polished Chrome (PC)
Polished Nickel (PN)
Revere Nickel (RN)
Satin Nickel (SN)
Weathered Antique Nickel (WA)
Weathered Copper (WC)
Weathered Nickel (WN)

LEVEL 3

Antique Polished Silver (APS)
Polished Silver (PS)
Satin Silver (SS)

PRICE ON REQUEST

Polished Gold (PG)
Satin Gold (SG)

CUSTOM FINISHES AVAILABLE
UPON REQUEST.