


# CLASSIC BRASS

JAMESTOWN, NEW YORK

## INTERIOR LEVER SETS

---

APRÈS COLLECTION



# INTERIOR LEVER SETS

## 2" ROSE SETS

17382 Lever Set - PASSAGE

17383 Lever Set - PRIVACY

17384 Lever Set - SECTIONAL PRIVACY

17385 Lever Set - FULL DUMMY

17386 Lever Set - HALF DUMMY

17387 Lever Mortise Set - PASSAGE

17388 Lever Mortise Set - PRIVACY

## 2-1/2" ROSE SETS

17392 Lever Set - PASSAGE

17393 Lever Set - PRIVACY

17394 Lever Set - SECTIONAL PRIVACY

17395 Lever Set - FULL DUMMY

17396 Lever Set - HALF DUMMY

17380 Lever Only 4-7/16"

17176 Square Rose Only 2"

17177 Square Rose Only 2-1/2"

## MATERIALS

Solid Brass

## SPINDLES

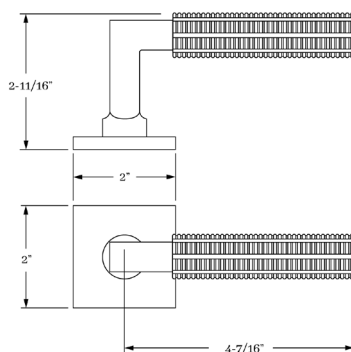
8mm SQ (standard)

## HOW TO ORDER

1. Specify application.
2. Specify if pre-drilled adapters are required (part #9749).
3. Specify finish. If split finish is required, please indicate exterior/interior.
4. Specify door thickness. Standard thickness is 1-3/8".
5. Specify backset.
  - standard is 2-3/8" for tubular.
  - standard is 2-1/2" for mortise.
6. Specify hand of door - RH/LH for mortise applications.

## REMEMBER

1. Specify pre-drilled adapter (#9749) for 2-1/8" pre-drilled doors, which requires the large rose.
2. Specify interior mortise lock for quality installations.
3. All knobs and levers are interchangeable.
4. FULL LIP strikes are standard. Specify SUB "T" strike, if required.
5. A door thickness greater than 1-3/4" will require a #9900 thick door kit for mortise application.
6. SLAB edge is standard. Specify COIN or CROSS HATCH edge detail if required.
7. Combination strike and faceplate available for sectional tubular privacy function.



APRÈS | DOOR

## SET COMPONENTS

**Lever Set - PASSAGE** includes two rosettes (passage), two levers, passage latch L x L (2-3/8" backset), full lip strike, latch faceplate, 4" straight spindle (8mm), two rosette mount plates, two rosette mount plate hubs, dust box and mounting hardware. NOTE: if required, order pre-drilled adapter (part #9749) separately.

**Lever Set - PRIVACY** includes two rosettes (privacy), two levers, privacy latch L x L (2-3/8" backset), full lip strike, latch faceplate, 4" swivel spindle (8mm), two rosette mount plates, two rosette mount plate hubs, privacy pin, dust box and mounting hardware. NOTE: if required, order pre-drilled adapter (part #9749) separately.

**Lever Set - FULL DUMMY** includes two rosettes, two levers, 4" straight spindle (8mm), two dummy rosette mount plates, two rosette mount plate hubs and mounting hardware.

**Lever Set - HALF DUMMY** includes rosette, lever, dummy mount spindle, rosette mount plate hub and mounting hardware.

**Lever Mortise Set - PASSAGE** includes two rosettes, two levers, 4" straight spindle (8mm), Accurate 9825 L x L interior mortise lock (2-1/2" backset), strike, faceplate, dust box and mounting hardware.


**Lever Mortise Set - PRIVACY** includes two rosettes, two levers, turnpiece and backplate, emergency egress trim, 4" straight spindle (8mm), Accurate 9839 L x L interior mortise lock (2-1/2" backset), strike, faceplate, dust box and mounting hardware.

CLASSIC BRASS

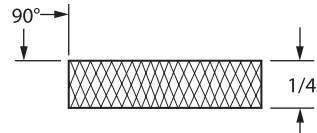

JAMESTOWN, NEW YORK

SQUARE ESCUTCHEON  
EDGE OPTIONS

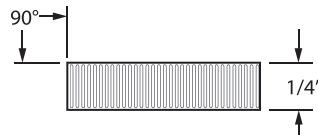

**SLAB EDGE**  
Standard



**SLAB CROSS HATCH EDGE**



**SLAB COIN EDGE**



**HOW TO ORDER**

- Specify EDGE DETAIL — SLAB edge option is standard. If alternate EDGE DETAIL is required — make sure to specify as SUB (example — SUB COIN).
- If necessary, calculate the appropriate upcharge **per lineal inch** for COIN or CROSS HATCH (see retail price list).

**REMEMBER**

- Custom escutcheon sizes are available.
- Standard escutcheon thickness is 1/4" — alternate thickness available upon request.
- Contact us to discuss custom edge details or profiles.

# CLASSIC BRASS

JAMESTOWN, NEW YORK

## SIGNATURE FINISHES

### SOLID BRASS FINISHES



ANTIQUE BRASS  
(AB)



ANTIQUE BURNISHED  
BRASS (ABB)



ANTIQUE BURNISHED  
NICKEL (ABN)



ANTIQUE NICKEL  
(AN)



ANTIQUE POLISHED  
SILVER (APS)



BURNISHED BRASS  
(BB)



BURNISHED NICKEL  
(BN)



OIL RUBBED  
BRONZE (BZ)



KENSINGTON  
(KN)



MATTE BLACK  
(MB)



POLISHED ANTIQUE  
(PA)



POLISHED ANTIQUE  
NO LACQUER (PANL)



POLISHED BRASS  
(PB)



POLISHED BRASS  
NO LACQUER (PBNL)



POLISHED CHROME  
(PC)



POLISHED GOLD  
(PG)



POLISHED NICKEL  
(PN)



POLISHED SILVER  
(PS)



REVERE BRASS  
(RB)



REVERE NICKEL  
(RN)



REVERE TARNISHED  
(RT)



SATIN BRASS  
(SB)



SATIN BRASS  
NO LACQUER (SBNL)



SATIN GOLD  
(SG)



SATIN NICKEL  
(SN)



SATIN SILVER  
(SS)



SATIN TARNISHED  
(STN)



TARNISHED  
(TN)



WEATHERED ANTIQUE  
NICKEL (WA)



WEATHERED BRASS  
(WB)



WEATHERED BRONZE  
(WZ)



WEATHERED COPPER  
(WC)



WEATHERED NICKEL  
(WN)

### LEVEL 1

Antique Brass (AB)  
Antique Burnished Brass (ABB)  
Burnished Brass (BB)  
Oil Rubbed Bronze (BZ)  
Kensington (KN)  
Polished Antique (PA)  
Polished Antique — No Lacquer (PANL)  
Polished Brass (PB)  
Polished Brass — No Lacquer (PBNL)  
Revere Brass (RB)  
Revere Tarnished (RT)  
Satin Brass (SB)  
Satin Brass — No Lacquer (SBNL)  
Tarnished (TN)  
Weathered Brass (WB)  
Weathered Bronze (WZ)

### LEVEL 2

Antique Burnished Nickel (ABN)  
Antique Nickel (AN)  
Burnished Nickel (BN)  
Matte Black (MB)  
Polished Chrome (PC)  
Polished Nickel (PN)  
Revere Nickel (RN)  
Satin Nickel (SN)  
Weathered Antique Nickel (WA)  
Weathered Copper (WC)  
Weathered Nickel (WN)

### LEVEL 3

Antique Polished Silver (APS)  
Polished Silver (PS)  
Satin Silver (SS)

### PRICE ON REQUEST

Polished Gold (PG)  
Satin Gold (SG)

Custom finishes available on request.