


CLASSIC BRASS

JAMESTOWN, NEW YORK

INTERIOR KNOB SETS

APRÈS COLLECTION



INTERIOR KNOB SETS

2" ROSE SETS

- 17112 Knob Set - PASSAGE
- 17113 Knob Set - PRIVACY
- 17114 Knob Set - SECTIONAL PRIVACY
- 17115 Knob Set - FULL DUMMY
- 17116 Knob Set - HALF DUMMY

- 17117 Knob Mortise Set - PASSAGE
- 17118 Knob Mortise Set - PRIVACY

2-1/2" ROSE SETS

- 17122 Knob Set - PASSAGE
- 17123 Knob Set - PRIVACY
- 17124 Knob Set - SECTIONAL PRIVACY
- 17125 Knob Set - FULL DUMMY
- 17126 Knob Set - HALF DUMMY

- 17170 Knob Only 2-1/4"
- 17176 Square Rose Only 2"
- 17177 Square Rose Only 2-1/2"

MATERIALS

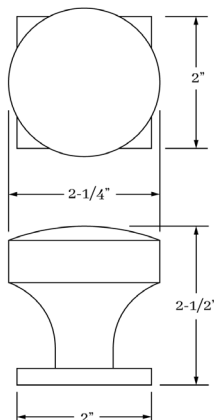
Solid Brass

HOW TO ORDER

1. Specify application.
2. Specify if pre-drilled adapters are required (part #9749).
3. Specify finish. If split finish is required, please indicate exterior/interior.
4. Specify door thickness. Standard thickness is 1-3/8".
5. Specify backset.
 - standard is 2-3/8" for tubular.
 - standard is 2-1/2" for mortise.
6. Specify hand of door - RH/LH for mortise applications.

REMEMBER

1. Specify pre-drilled adapter (#9749) for 2-1/8" pre-drilled doors, which requires the large rose.
2. Specify interior mortise lock for quality installations.
3. All knobs and levers are interchangeable.
4. FULL LIP strikes are standard. Specify SUB "T" strike, if required.
5. A door thickness greater than 1-3/4" will require a #9900 thick door kit for mortise application.
6. SLAB edge is standard. Specify COIN or CROSS HATCH edge detail if required.
7. Combination strike and faceplate available for sectional tubular privacy function.



APRÈS | DOOR

SET COMPONENTS

Knob Set - PASSAGE includes two rosettes (passage), two knobs, passage latch K x K (2-3/8" backset), full lip strike, latch faceplate, 4" straight spindle (8mm), two rosette mount plates, two rosette mount plate hubs, dust box and mounting hardware. NOTE: if required, order pre-drilled adapter (part #9749) separately.

Knob Set - PRIVACY includes two rosettes (privacy), two knobs, privacy latch K x K (2-3/8" backset), full lip strike, latch faceplate, 4" swivel spindle (8mm), two rosette mount plates, two rosette mount plate hubs, privacy pin, dust box and mounting hardware. NOTE: if required, order pre-drilled adapter (part #9749) separately.

Knob Set - FULL DUMMY includes two rosettes, two knobs, 4" straight spindle (8mm), two dummy rosette mount plates, two rosette mount plate hubs and mounting hardware.

Knob Set - HALF DUMMY includes rosette, knob, dummy mount spindle, rosette mount plate hub and mounting hardware.

Knob Mortise Set - PASSAGE includes two rosettes, two knobs, 4" straight spindle (8mm), Accurate 9825 K x K interior mortise lock (2-1/2" backset), strike, faceplate, dust box and mounting hardware.


Knob Mortise Set - PRIVACY includes two rosettes, two knobs, turnpiece and backplate, emergency egress trim, 4" straight spindle (8mm), Accurate 9839 K x K interior mortise lock (2-1/2" backset), strike, faceplate, dust box and mounting hardware.

CLASSIC BRASS

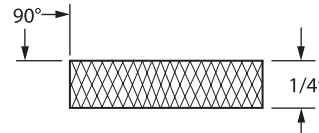

JAMESTOWN, NEW YORK

SQUARE ESCUTCHEON
EDGE OPTIONS

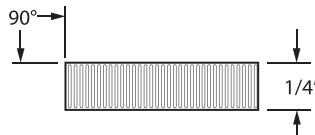

SLAB EDGE
Standard



SLAB CROSS HATCH EDGE



SLAB COIN EDGE



HOW TO ORDER

- Specify EDGE DETAIL – SLAB edge option is standard. If alternate EDGE DETAIL is required – make sure to specify as SUB (example – SUB COIN).
- If necessary, calculate the appropriate upcharge **per lineal inch** for COIN or CROSS HATCH (see retail price list).

REMEMBER

- Custom escutcheon sizes are available.
- Standard escutcheon thickness is 1/4" – alternate thickness available upon request.
- Contact us to discuss custom edge details or profiles.

CLASSIC BRASS

JAMESTOWN, NEW YORK

SIGNATURE FINISHES

SOLID BRASS FINISHES



ANTIQUE BRASS
(AB)



ANTIQUE BURNISHED
BRASS (ABB)



ANTIQUE BURNISHED
NICKEL (ABN)



ANTIQUE NICKEL
(AN)



ANTIQUE POLISHED
SILVER (APS)



BURNISHED BRASS
(BB)



BURNISHED NICKEL
(BN)



OIL RUBBED
BRONZE (BZ)



KENSINGTON
(KN)



MATTE BLACK
(MB)



POLISHED ANTIQUE
(PA)



POLISHED ANTIQUE
NO LACQUER (PANL)



POLISHED BRASS
(PB)



POLISHED BRASS
NO LACQUER (PBNL)



POLISHED CHROME
(PC)



POLISHED GOLD
(PG)



POLISHED NICKEL
(PN)



POLISHED SILVER
(PS)



REVERE BRASS
(RB)



REVERE NICKEL
(RN)



REVERE TARNISHED
(RT)



SATIN BRASS
(SB)



SATIN BRASS
NO LACQUER (SBNL)



SATIN GOLD
(SG)



SATIN NICKEL
(SN)



SATIN SILVER
(SS)



SATIN TARNISHED
(STN)



TARNISHED
(TN)



WEATHERED ANTIQUE
NICKEL (WA)



WEATHERED BRASS
(WB)



WEATHERED BRONZE
(WZ)



WEATHERED COPPER
(WC)



WEATHERED NICKEL
(WN)

LEVEL 1

Antique Brass (AB)
Antique Burnished Brass (ABB)
Burnished Brass (BB)
Oil Rubbed Bronze (BZ)
Kensington (KN)
Polished Antique (PA)
Polished Antique — No Lacquer (PANL)
Polished Brass (PB)
Polished Brass — No Lacquer (PBNL)
Revere Brass (RB)
Revere Tarnished (RT)
Satin Brass (SB)
Satin Brass — No Lacquer (SBNL)
Tarnished (TN)
Weathered Brass (WB)
Weathered Bronze (WZ)

LEVEL 2

Antique Burnished Nickel (ABN)
Antique Nickel (AN)
Burnished Nickel (BN)
Matte Black (MB)
Polished Chrome (PC)
Polished Nickel (PN)
Revere Nickel (RN)
Satin Nickel (SN)
Weathered Antique Nickel (WA)
Weathered Copper (WC)
Weathered Nickel (WN)

LEVEL 3

Antique Polished Silver (APS)
Polished Silver (PS)
Satin Silver (SS)

PRICE ON REQUEST

Polished Gold (PG)
Satin Gold (SG)

Custom finishes available on request.