

# CLASSIC BRASS

JAMESTOWN, NEW YORK

## M/P SETS - EURO

---

APRÈS COLLECTION



# M/P SETS - EURO

## 1-1/2" X 10" MULTI POINT SETS

- 17050 Lever Euro M/P Set - ENTRANCE
- 17051 Lever Euro M/P Set - FULL DUMMY
- 17052 Lever Euro M/P Set - ACTIVE DUMMY
- 17053 Lever Euro M/P Set - PATIO

Above sets include 17173 Lever

## 2" X 10" MULTI POINT SETS

- 17056 Lever Euro M/P Set - ENTRANCE
- 17057 Lever Euro M/P Set - FULL DUMMY
- 17058 Lever Euro M/P Set - ACTIVE DUMMY
- 17059 Lever Euro M/P Set - PATIO

Above sets include 17173 Lever

## MATERIALS

Solid Brass

## SPINDLES

8mm SQ (standard)

## HOW TO ORDER

1. Specify application.
2. See our M/P Check Sheet (Form 500) for additional information.
3. Specify finish. If split finish is required, please indicate exterior/interior.
4. Specify door thickness. Standard thickness is 1-3/4".
5. Specify hand of door - RH/LH.
6. Specify fixed or active exterior lever when ordering active dummy set.

## REMEMBER

1. Complete our M/P Check Sheet (Form 500).
2. Standard euro profile application is LEVER HIGH - 92mm (hub-cylinder spacing).
3. All levers are interchangeable.
4. Door thickness greater than 1-3/4" will require longer euro cylinders and/or offset cylinders. 62mm x K x TP (31mm x 31mm) and 31mm Half Cylinder is standard for 1-3/4" doors.
5. Cylinders INCLUDED with all applications (collection turnpiece attached).
6. Strike not included.
7. Custom escutcheon sizes and drilling available.
8. SLAB edge is standard. Specify COIN or CROSS HATCH edge detail if required.
9. Euro offset cylinders and custom lengths available upon request.



APRÈS | DOOR

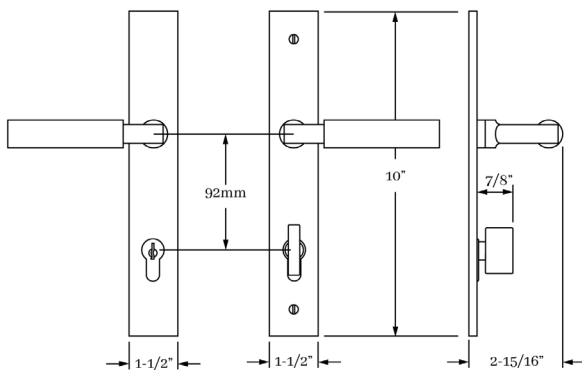
## SET COMPONENTS

**Lever Euro M/P Set - ENTRANCE** includes two escutcheons, two levers, 4" straight spindle (8mm), euro profile cylinder - 62mm - K x TP and mounting hardware. NOTE: our standard spacing between lever hub and the profile cylinder is 92mm.

**Lever Euro M/P Set - FULL DUMMY** includes two escutcheons, two levers, 4" straight spindle (8mm), two dummy mount plates and mounting hardware.

**Lever Euro M/P Set - ACTIVE DUMMY** includes two escutcheons, two levers, 4" swivel spindle (8mm), dummy mount plates for exterior and mounting hardware.

**Lever Euro M/P Set - PATIO** includes exterior escutcheon, interior escutcheon, two levers, 4" straight spindle (8mm), euro profile half cylinder - 31mm and mounting hardware. NOTE: our standard spacing between lever hub and the profile cylinder is 92mm.




CLASSIC BRASS

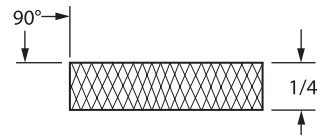

JAMESTOWN, NEW YORK

SQUARE ESCUTCHEON  
EDGE OPTIONS

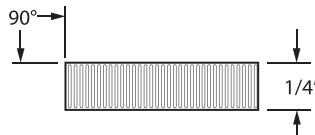

**SLAB EDGE**  
Standard



**SLAB CROSS HATCH EDGE**



**SLAB COIN EDGE**



**HOW TO ORDER**

- Specify EDGE DETAIL – SLAB edge option is standard. If alternate EDGE DETAIL is required – make sure to specify as SUB (example – SUB COIN).
- If necessary, calculate the appropriate upcharge **per lineal inch** for COIN or CROSS HATCH (see retail price list).

**REMEMBER**

- Custom escutcheon sizes are available.
- Standard escutcheon thickness is 1/4" – alternate thickness available upon request.
- Contact us to discuss custom edge details or profiles.

# CLASSIC BRASS

JAMESTOWN, NEW YORK

## SIGNATURE FINISHES

### SOLID BRASS FINISHES



ANTIQUE BRASS  
(AB)



ANTIQUE BURNISHED  
BRASS (ABB)



ANTIQUE BURNISHED  
NICKEL (ABN)



ANTIQUE NICKEL  
(AN)



ANTIQUE POLISHED  
SILVER (APS)



BURNISHED BRASS  
(BB)



BURNISHED NICKEL  
(BN)



OIL RUBBED  
BRONZE (BZ)



KENSINGTON  
(KN)



MATTE BLACK  
(MB)



POLISHED ANTIQUE  
(PA)



POLISHED ANTIQUE  
NO LACQUER (PANL)



POLISHED BRASS  
(PB)



POLISHED BRASS  
NO LACQUER (PBNL)



POLISHED CHROME  
(PC)



POLISHED GOLD  
(PG)



POLISHED NICKEL  
(PN)



POLISHED SILVER  
(PS)



REVERE BRASS  
(RB)



REVERE NICKEL  
(RN)



REVERE TARNISHED  
(RT)



SATIN BRASS  
(SB)



SATIN BRASS  
NO LACQUER (SBNL)



SATIN GOLD  
(SG)



SATIN NICKEL  
(SN)



SATIN SILVER  
(SS)



SATIN TARNISHED  
(STN)



TARNISHED  
(TN)



WEATHERED ANTIQUE  
NICKEL (WA)



WEATHERED BRASS  
(WB)



WEATHERED BRONZE  
(WZ)



WEATHERED COPPER  
(WC)



WEATHERED NICKEL  
(WN)

### LEVEL 1

Antique Brass (AB)  
Antique Burnished Brass (ABB)  
Burnished Brass (BB)  
Oil Rubbed Bronze (BZ)  
Kensington (KN)  
Polished Antique (PA)  
Polished Antique — No Lacquer (PANL)  
Polished Brass (PB)  
Polished Brass — No Lacquer (PBNL)  
Revere Brass (RB)  
Revere Tarnished (RT)  
Satin Brass (SB)  
Satin Brass — No Lacquer (SBNL)  
Tarnished (TN)  
Weathered Brass (WB)  
Weathered Bronze (WZ)

### LEVEL 2

Antique Burnished Nickel (ABN)  
Antique Nickel (AN)  
Burnished Nickel (BN)  
Matte Black (MB)  
Polished Chrome (PC)  
Polished Nickel (PN)  
Revere Nickel (RN)  
Satin Nickel (SN)  
Weathered Antique Nickel (WA)  
Weathered Copper (WC)  
Weathered Nickel (WN)

### LEVEL 3

Antique Polished Silver (APS)  
Polished Silver (PS)  
Satin Silver (SS)

### PRICE ON REQUEST

Polished Gold (PG)  
Satin Gold (SG)

Custom finishes available on request.